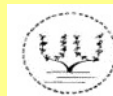


THE GARDENZETTE



The newsletter of the Rock Spring Garden Club, Arlington, VA www.rockspringgardenclub.com



Rock Spring Garden Club is a member of the National Garden Clubs Inc., Central Atlantic Region, National Capital Area Garden Clubs, Inc., District III; and Southern Atlantic Region, Virginia Federated Garden Clubs, Inc., Piedmont District

Volume 59, Number 6

March 2021

OFFICERS

PRESIDENT

Charlotte Benjamin

VICE PRESIDENT

Ann Stevens Kelly

SECRETARY

Carolyn Barone

TREASURER

Nancy Snell

GARDENZETTE EDITOR

Mary Garnett

CONTENTS

Program	1
President's Message	2
Treasurer's Report	2
Membership Renewal	2
2021-23 Slate of Officers	2
Mar. Design of Month	3
Mar. Horticulture Table	3
In Memoriam	3
Garden Therapy	4
Horticulture	5
Thanks from Alice	6
Liaison Report	6
Feb. Design of Month	7
Feb. Horticulture Table	9
Photo Gallery	10

Zoom General Meeting

Thursday, March 18 at 10 a.m.

Program will follow general meeting

OUR URBAN CANOPY

This month, we welcome Matthew Barker, recently the Arborist for the City of Alexandria, Virginia. Matt's responsibilities as a city arborist included the protection and expansion of over 35,000 trees. He will discuss the challenges of



conserving our area's urban canopy and the important role of citizens in that effort. Matt's previous position was with the U.S. Architect of the Capitol, responsible for maintaining and introducing native tree species in the area surrounding our Nation's Capitol.



President's Message

I recently was asked to submit a brief year's review for the District III spring newsletter. I thought I would share what I wrote in this month's President's Message. You have been an amazing group of sojourners during our Covid-19 year and I

was delighted to write this review!

How does one encapsulate and review an "unprecedented" year???

First and foremost we learned how to use ZOOM ... kudos to our valiant and stoic membership! At our last general meeting our attendance hit an all time record, almost 40 members in attendance. Also, we have had amazing monthly programs, thanks to our growing IT skills.

The Rock Spring Garden Club Board has been very creative in finding ways to keep us together, virtually. Two out of three of our community outreach committees have been able to stay connected with their communities via virtual activities and programs! We even managed to finalize our Bylaws' revisions the month before everything closed down. However, we had to have the membership vote on the revisions virtually ... that was quite a stretch for our 'newly minted' IT capabilities! The revised Standing Rules were submitted recently and approved this month.

Rock Spring Garden Club's beautiful and outstanding newsletter, The **Gardenzette**, is the icing on our cake! It arrives each month by email, filled with news, announcements, up-coming activities, gorgeous photos, outstanding articles and timely information.

Speaking of cake ... we had a very unique and special celebration on February 9th. With driveby horns honking, gifts of candy, cards and flowers and a few in-person visits (with masks) we celebrated the 100th birthday of Alice Conrad!!! Alice is a very perky lady and has been a RSGC member for fifty years. She is "beloved and admired by Club members, friends and family". We had a wonderful time celebrating Alice!

All in all Rock Spring Garden Club has had an amazingly productive year. We have hung together, found new ways to stay connected and now are eagerly looking forward to the time when we can be back together again, in person!

Charlotte Benjamin

TREASURER'S REPORT

Feb. 1- 28, 2021

Beginning Balance:

Receipts:

Expenses:

Ending Balance:

Nancy Snell, Treasurer

MEMBERSHIP RENEWAL DEADLINE MARCH 15!

A Membership Renewal form was emailed to all members in February. Please print it out, fill in the requested information, and mail it with your dues check to Ann Kelly using the address on the form.

If you don't have the form, please email Ann at

2021/2023 SLATE OF OFFICER NOMINEES

Thea McGinnis

The Nominating Committee, with approval from the Board, submits for voting the following Slate of Officers for the 2021/2023 Club Year:

President:	Dianne Simmons
Vice President:	Carolyn Barone
Secretary:	Jane Robinson
Treasurer:	Sherry Foster

Our vote will be taken during our business meeting on Thursday, March 18, 2021, beginning at 10:00 a.m. via Zoom.

Thank you to the Nominating Committee, and to the candidates for their willingness to serve.

April Zoom Board Meeting

Thursday, April 1, 10 a.m.

This is also the deadline for contributions to the April Gardenzette.

MARCH DESIGN OF THE MONTH

Anita Brown

Celebrating St. Patrick's Day

Every year in March when our club members were actually able to meet in person, our lunch tables were filled with St. Patrick's Day paraphernalia. We will keep this tradition of celebrating St. Patrick's Day this month with a designer's choice arrangement that should be fun and exciting. There are only two requirements:



By Kathleen Hawryluk

2) You can do any of the creative designs described in our NGC Handbook (beginning on Page 73), except for the Petite Design which was done in January.

Our **Gardenzette** editor has not slacked in her duties as some of us have done with our monthly designs, so let's all put together a fun and creative **green** arrangement and send our pictures to her for next month's publication.

MARCH VIRTUAL HORTICULTURE TABLE

Christine Wegman

The horticulture for this month is **hellebores**.

If you have an example of this type of plant, stage it as you would for the regular horticulture table, in a green bottle with wedging as appropriate, and take a picture of it. All photos must be accompanied by the correct botanical name of the plant and your name. Send the photos to Mary Garnett and they will appear in next month's issue. They will not be judged.

IN MEMORIAM

Georga Fisher Collins Shaw 1933-2021



High School Graduation

I met Georga Shaw when I was buying my first house and Georga became my real estate agent. She turned out to be one heck of an agent – every house my husband and I bought and sold Georga was our agent. And she was great – she knew Arlington like the back of her hand and she had an uncanny sense which neighborhoods would appreciate – and she was always right! We bought our last house in 1989 and raised our family in it for 30+ years -- and it was right across the street from Georga and her family.

Before she sold real estate Georga taught Spanish. She had a soft spot for her Hispanic friends and anytime you had a piece of furniture or clothing you didn't need George knew someone who could put your items to good use.

Georga was a caring and thoughtful person but she could get her dander up when talk turned to politics. She was well educated and well read and could go toe to toe with the best of them!! She was a really good bridge player as well and if you were her partner - you better remember the cards that had been played!

I used to take Georga to estate sales with me and we would have great fun looking for treasures. We also would hit Meadows Farm about twice a month – buying more of what we hadn't planted from the last visit. One of the high points of every year was the National Cathedral Flower Show. We'd have to go every year to get Georga a lobster roll!

Georga was a great friend and had many fine qualities. She was honest, she was positive and she was fun, and there was nothing she wouldn't do for you. We will all miss her.

Sherry Foster

Georga and I used to talk about growing up in Texas and living in Mexico -- and where to get the best barbecue. She was a real dear!

Jody Goulden

GARDEN THERAPY

With Glebe Elementary Students

Mary Kudless

A Different Kind of Valentines Celebration - February 11, 2021

Assisted by the ingenuity of our teacher, Jeannie Terrill and the Arlington School System's use of the Microsoft "Teams" technology, we were able to offer a Valentines Program to the Pre-K students.

In past years, we have assisted the children with making red and white floral designs, usually with carnations and greens. They took these home in their backpacks and gave them to their parents and siblings.

This year, we worked with the teacher to assemble supplies in advance and Mary mailed her red and white doilies. She was already well equipped with construction paper and glue sticks and put together bags for the parents to



pick up at the school on the Monday prior to our program. Each of the children had all the supplies they needed to make valentines for family and friends.

In the morning, Jeannie sent a link to Mary Kudless, Margi Melnick, Janis Gunel and Susan Scotti. We each had previous "Teams" training with Jeannie and had the app on our computers. Each class or interaction that Jeanne has with the children is done through this portal and we were scheduled at 1:30 pm. We all signed in and we were ready to go on time.

We could see all the children, including one who was riding home from an appointment in the family car, using his Ipad to follow the program.

Janis Gunel read a charming story, called **Mirabel's Missing Valentines**. Mirabel made her valentines, lost

them in the wind, ending up in the hands of people who really needed a message of love and caring and then ultimately, she connected with her friends at school and gave them her valentine wishes.



Mary had made several valentine prototypes and showed them to the students, so that they could see what was possible with the materials. Jeannie then

used her camera to project onto a white table surface and demonstrated making several valentines, guiding the children towards their own creative



efforts. The results were terrific. Several of the children held their valentines up to the camera and shared who the recipient of their valentines was going to be. They are at the point of learning to write their own names and Jeannie encouraged them to sign their valentines.

Margi helped close the program with a musical rendition of "You Are My Sunshine" and then adapted the song to "You Are My Valentine". As always, it was uplifting and fun.

All in all, the program went well, though we all look forward to being back in the classroom, post-Covid. It is very positive that the Club is able to maintain this activity through the excellent leadership and talents of our Committee Chair, Susan Scotti.



HORTICULTURE

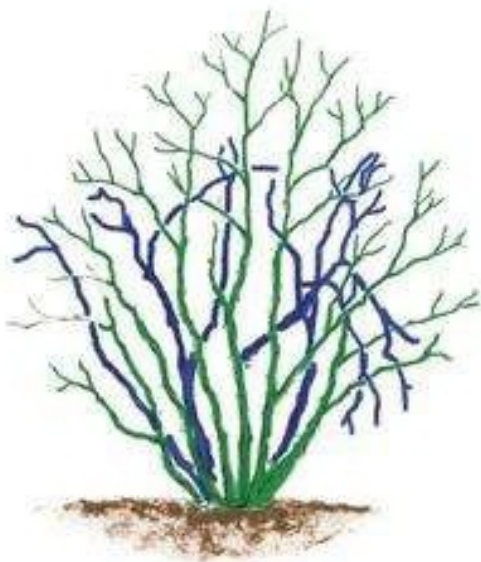
Christine Wegman

Pruning Shrub Roses

March is a good time to prune most deciduous shrubs, including roses. The only type of roses that I grow are shrub roses that grow on their own roots (not grafted), and so I will limit my remarks to those. It is best to prune roses when they are dormant or just emerging from dormancy.

You will need to wear long sleeves and heavy gardening gloves. You will also need loppers and bypass pruners. Avoid anvil type pruning shears since they can crush the canes. Make sure your equipment is sharp and clean,

The goal of pruning is both to encourage blooming and to open out the shrub so that air circulates through the whole plant, discouraging the diseases that roses are prone to.

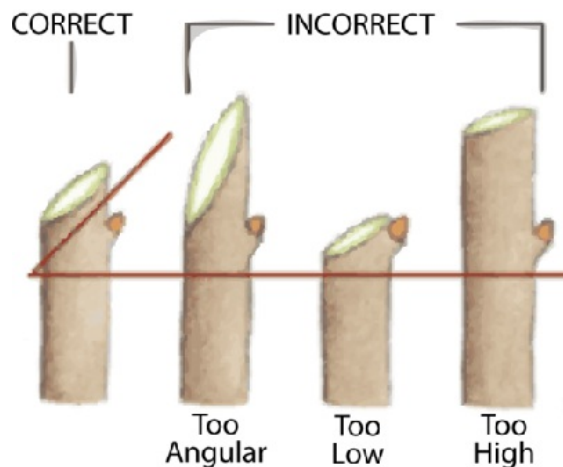


Begin by removing any dead leaves and cutting the plant back to about 24-30 inches. This will allow you to see what you are doing. Next, cut out any dead, damaged, split, or diseased canes. Cut out any very old canes, as they will not support blooms well. Finally, cut out any branches that are crossing and rubbing against each other. Branches that are rubbing against each other will become damaged and allow diseases to enter the plant. This is illustrated in the picture above, where the blue branches are cut out.



Next, cut out all but 6 to 9 of the best canes. This will open the plant up to the air. Cut those canes down to anywhere from 9 inches to 18 inches above the ground. You should have a nice open framework to support foliage and blooms.

Finally, cut the ends of each branch to an outward facing bud. This will encourage outward growing branches. Make the cut at 45 degrees, just above the bud. See illustration below. Clean out any debris from the plant and mulch lightly.



Shrub roses are strong plants. Annual pruning will help the plant remain healthy and encourage blooming. Keeping air circulating through the plant is especially important in our humid summers, and this applies to all deciduous shrubs, not just roses.



THANKS FROM ALICE

Dear Garden Club
Friends,

This is to thank all of you for contributing to my mother's happiness on her birthday. In some ways, it was better than having a big party. The effort that you made to honor her was heart-warming. She was overwhelmed with kind greetings, friendly cards,

congratulatory toots, BEAUTIFUL FLOWERS, delectable sweets, and happy dogs. The flower arrangement from the Garden Club is outstanding and has received many compliments. She is still on Cloud 9 and grateful to you for making her feel special.



With sincere thanks,
Alice & Karen

New Address for Dorothy McDonald:

LIAISON REPORT

Kate Abrahams

Virginia Historic Garden Week Sat. April 17- Sat. April 24. 30 unique tours hosted by 48 garden clubs throughout the state. For tickets and info visit www.vagardenweek.org

Philadelphia Flower Show 2021 "Habitat: Nature's Masterpiece" Outdoor exhibits in FDR Park June 5-13. Tickets on sale now for morning or afternoon entry. Visit www.phsonline.org

Gulf Branch Nature Center Programs on Sat. March 27th:

Family Bird Walk 8 - 9:30 am

#622851-CC Free

Family Flower Frolic Wildflower Walk 10 am - Noon

#622851-DD Free

3608 Military Rd Arlington 22207

703 228-3403 Visit registration.arlingtonva.us

NCAGC District III Spring Meeting in March 13th 9:30 am - Noon now via Zoom rather than in-person

NCAGC State Meeting March 23rd 10 am - Noon via Zoom

DISCOUNT FOR RSGC MEMBERS

Spring is just around the corner and we will want to be in our gardens very soon. Remember that Merrifield gives RSGC members a 15-20% discount in plantings and accessories. Don't forget to take your purchases to the Wholesale building— right behind the main building. Tell the cashiers that you are a member of RSGC. Our address is P.O. Box 7457, Arlington, 22207.

Renee Bayes



CULPEPPER GARDEN TOUR

Tour the beautiful spring gardens at Culpepper Gardens. These are timed slots so as to maintain social distancing. A welcomed visit to lift our spirits!

<https://m.signupgenius.com/#/showSignUp/8050e4cabad2da5f58-spring>

Carolyn Barone

DESIGN OF THE MONTH for FEBRUARY: TRAY FOR ONE



Susan Scotti: *Alstroemeria*, Roses and *Scabiosa*



Helen McMahon



AnnMarie Fay



Sharon Siems



Dianne Simmons:
Alstroemeria peregrina,
Dianthus caryophyllus, *Salix*
sachalinensis, *Veronica*
longifolia, *Buxus*
sempervirens



Margi Melnick: Daisies, snapdragon
and feather fern



Renee Bayes

DESIGN OF THE MONTH for FEBRUARY: TRAY FOR ONE (continued)



Kate Abrahams: *Dianthus alpinus* pink carnations, green chrysanthemums, *Dianthus barbatus* "Green Trick," sea holly and bishop's weed



Joan Hession: Carnations, chrysanthemums, aruba



Carolyn Barone: Carnations, mini carnations, *Alstroemeria*, golden rod and *Heuchera*



AnnMarie Fay



Pat Getz



Sheila Moore: Crocus, *Nandina*, and *Heuchera*



Jo Ella Samp

DESIGN OF THE MONTH for FEBRUARY: TRAY FOR ONE (continued)



Thea McGinnis: Canna lilies, *Alstroemeria*, baby's breath, *Ruscus*



Nancy Snell



Mary Garnett



Anita Brown: From my African adventure some years ago

**VIRTUAL HORTICULTURE TABLE
for FEBRUARY**



Lynda Martin: *Saintpaulia* Double flowering African Violet

PHOTO GALLERY



Louise Rhoads



Charlotte Benjamin: Fingers crossed that some of these 'babies' will grow into seedlings! These are cuttings from a beautiful old climbing rose that I'm going to try to transplant from my former home to my river house later this month




Charlotte Benjamin: They are putting out a little growth



Anita Brown: *Chamaecyparis obtusa* 'Butterball'





Anita Brown: *Narcissus* - Division 1



Anita Brown: *Pinus contorta* var. *latifolia*



Kate Abrahams



Mary Garnett: On a recent warm day a mourning dove spent several hours evaluating the container of a cut-leaf maple on my 6th floor balcony as a potential nesting site

