

# THE GARDENZETTE



The newsletter of the Rock Spring Garden Club, Arlington, VA [www.rockspringgardenclub.com](http://www.rockspringgardenclub.com)



Rock Spring Garden Club is a member of the National Garden Clubs Inc., Central Atlantic Region, National Capital Area Garden Clubs, Inc., District III; and Southern Atlantic Region, Virginia Federated Garden Clubs, Inc., Piedmont District

Volume 59, Number 9

June 2021

## OFFICERS

### PRESIDENT

Charlotte Benjamin

### VICE PRESIDENT

Ann Stevens Kelly

### SECRETARY

Carolyn Barone

### TREASURER

Nancy Snell

### GARDENZETTE EDITOR

Mary Garnett

## CONTENTS


Spring 2021 Gala	1
President's Message	2
Treasurer's Report	2
More Awards!	2
Senior Outreach	3
Ways and Means	4
Horticulture	5
Liaison Report	7
Photo Gallery	7

## RSGC 2020-2021 Season End Gala

To celebrate the lifting of pandemic restrictions, Rock Creek Garden Club treated its members to a luncheon on an outdoor terrace at the Washington Golf and Country Club for its final 2020-2021 general meeting. Awards chair Renee Bayes congratulated Thea McGinnis on receiving the 2020 National Garden Club Member Award of Honor and our new officers for the 2021-2023 year were sworn in by Robin Hammer, former NCAGC President.



The program featured Jane Oliver Smith, a practicing attorney who originally hails from Texas and now lives with her husband in Manassas. She is active in the Manassas Garden Club and the National Capital Area Garden Club and is currently working on becoming an Accredited Master Judge. Jane brought a white arrangement in a large



white container, showing us how to bring the eye up, and made several creative designs, demonstrating how to fold and wire various types of leaves and garlands.





Outgoing Club President Charlotte Benjamin proudly wears her National Garden Club scarf, given to her with deep thanks and appreciation from RSGC members.

#### PRESIDENT’S MESSAGE ...

Tuesday was a very special day ... a day to welcome new members and a time to find great joy in being together. It was a wonderful celebration of Rock Spring Garden Club! My heartfelt thanks to everyone who worked hard to make our first General Meeting in person a huge success.

As we look forward to this coming year with new Officers and Board, we will soon find a fresh “pathway” to follow. We will have an excellent opportunity to consider how we want to move forward, to determine what we want to keep doing, to decide what we would like to get rid of and what we would like to change. These past pandemic months have definitely taught us how to rethink everything!

It has been my honor to serve as your President. The two words, in my mind, that will always ‘hallmark’ my term as President are friendship and change. These are the memories that I’ll treasure. Thank you ...

A final word, remember to elevate the ‘everyday’ ... make the ordinary feel magical!!!

*Charlotte*

#### TREASURER’S REPORT

May 1- 31, 2021

Beginning Balance:

Receipts:

Expenses:

Ending Balance:

Nancy Snell, Treasurer

#### MORE AWARDS!!!!!!

##### Renee Bayes

Rock Spring Garden Club has been awarded more awards from the Piedmont District, a district of the Virginia Federated Garden Clubs, Inc, of which RSGC is an associated member.

1<sup>st</sup> Place Blue Ribbon: Horticulture Therapy Award/ Senior Outreach

Congratulations to Mary Kudless, AnnMarie Fay and their committee. A monetary amount of \$20.00 was also given in recognition of excellence.


1<sup>st</sup> Place Blue Ribbon: Club Newsletter

Congratulations to Mary Garnett, Gardenzette Editor. RSGC was also awarded \$20.00 for excellence.

1<sup>st</sup> Place Blue Ribbon: Website

Congratulations to RSGC Webmaster, Thea McGinnis. An additional \$20.00 monetary award was given to RSGC.

Many thanks to all who participate in our Club activities.



**Mildred Grant:**  
Bloom bags on a wall



## SENIOR OUTREACH

**AnnMarie Fay and Mary Kudless**

### **Senior Outreach Committee Visits Mary Marshall Residence and Starts Planning for Next Year**

On May 3, our Senior Outreach committee visited with Mary Marshall's Executive Director, Divina Alston, and the Life Enrichment Director, Katrina Holmes, on site at the Mary Marshall Assisted Living Residence in South Arlington.

To review, there are 51 male and female residents who require an assisted living level of care and have pre-existing intellectual disabilities and/or effectively treated mental health concerns. They reside in their own individual rooms with a private bath and share communal spaces, such as the Dining Room, Activity rooms and outdoor spaces. They receive 24/7 support from a health care team, administrative group and our contact, Katrina Holmes.

In attendance were Committee members, Sheila Moore, Julie Wadsworth, Renee Bayes and Dianne Simmons and Co-Chairs, Ann Marie Fay and Mary Kudless. Committee member Janice Haines was unable to attend.

The goals for our visit were to introduce our members to the residence and to learn more about how the Rock Spring Garden Club might best partner with the staff and residents and impact quality of life.



A small and perhaps, immediate opportunity would be to beautify two planters at the front door of the facility.

We discussed the various interests of the residents and learned that crafting, painting, stepping stone making and needlework projects are meaningful to many.

Comments were shared about how last year's pumpkin floral designs were a big hit in beautifying individual rooms and shared spaces. The Holiday Sock Drive and the Personal Products donations also had a big positive impact.

The facility is also seeking an Arlington resident for their Advisory Board, should any RSGC member want to get involved in that way. We will put you in touch with Divina, the Director.

We had an opportunity to view several potential locations for conducting projects with the residents- an outdoor dining area off the communal dining room, an upper terrace, completely devoid of any plant material, the front entrance and a smoking area which is a courtyard in the center of the building.

We followed our visit with an in person planning meeting on May 17. At that session, we agreed to organize in a fashion, similar to Garden Therapy and designate committee member leaders for each monthly program who will put a team together. We also settled on a date to complete a planting project for this year. On June 9, we will plant herbs and tomatoes with the assistance of the residents, in two large window boxes off the dining area.



We plan to begin with moving some recently planted annuals into large pots and fill in with additional plant material. We would then re-plant the existing brick planters with tomatoes and herbs.

At that time, we will meet with the Chef and affirm his interest and that of the staff and residents to maintain these plantings over the course of the summer and to use the harvest in the culinary offerings.

For the 2021/2022 Garden Club Year, we will offer a variety of seasonal and hands on projects, working with Katrina, the Life Enrichment Coordinator to fully involve the residents. The preliminary schedule is as follows:

September: A field trip to one of the local Metro gardens

November: Pumpkin floral designs

December: Holiday Floral Designs and the Holiday Sock Drive, involving all members of the Club

February: Creating Bird Feeders

March: A garden themed craft project

April: A planting project, involving the upper terrace, containers and other beds; to include seeds and starter plants

Upper terrace is devoid of plant material.



June: Another planting project, accompanied by instruction in ongoing summer maintenance skills

Please note that personal product donations (**full size** shampoo and conditioners) will be collected for donation all through the year.

We are also accepting donations in the following categories:

Large quality pre-drilled plastic garden pots

Hand and garden tools, in good condition

Plant material that you are dividing in your gardens and house plants that are in good form

We thank our Garden Club members for their amazing support in getting this new Committee and its work off the ground. We look forward to building relationships with the residents of the Mary Marshall Assisted Living Residence in the years to come. We are committed to providing programs that will assist the residents to use their talents and to fully experience the joys of gardening, plants, nature and the seasons in their home and out in the community.

## Ways and Means Committee Gets a Face Lift

### Dianne Simmons

I mentioned at our June 8 luncheon that the Board decided to tighten up the logistics of the Ways and Means Committee. Beginning with our new club season, the Committee will include Tools of the Trade, but we will ask members to donate items in a different, and less onerous fashion for the committee members.

You are welcome to bring in items the day of the meeting - they should be garden-related items only - but we ask that you price them yourselves and, if they do not sell, that you take them home with you. If a member of the committee is able to take some unsold items to the Capital Care Hospice Thrift Shop we will collect those items at the end of the meeting and box them up. But, we will ask those who did bring items to check back at the table at the end of the meeting to see what can and cannot be resold at the Thrift Shop.

These changes will ease the committee members' tasks and, especially, ease the hauling and lifting requirements that are hard on our beautiful but aging bodies. Think of it as a nice face lift for the image of our lovely Ways and Means table.



## HORTICULTURE

Christine Wegman

### DAYLILIES (*Heemerocallis*, spp.)



Although not as popular as they were a decade ago, daylilies remain a trouble free garden staple for the summer. Daylilies combine well with any broad leafed shrubs or perennials – geraniums, heuchera, hydrangeas and hosta come to mind -- and tolerate most garden conditions, although they prefer rich, moist soil and some high shade. The supreme advantages of daylilies are their adaptability, disease free nature, and showy blooms in a wide variety of colors.

Tall daylilies combine beautifully with hydrangeas, peony foliage or spirea towards the back of the garden. If you have the room, tall daylilies are the most garden worthy of the species, with the blooms ap-



pearing to float above the foliage. One of the best is 'Autumn Minaret', an old variety introduced in 1951 by A.B. Stout. Five and a half feet tall scapes carry four-inch, spidery-petal blooms, 'Autum Minaret' is a

classic example of why gardeners love these plants.

There are over 80,000 daylily cultivars, which is a testament to their ease of culture, but over the years I have developed a strong preference for the smaller flowered cultivars. As their name implies, daylily flowers last only for a day, or more accurately, a few hours. As the smaller flowers die, their spent blooms fade into the background, as you can see from the picture of 'Autumn Minaret', above. The plant has not been deadheaded. If you enjoy larger flowered cultivars, they must be deadheaded every morning or the spent blooms will overwhelm the new flowers. I like the light, airy appearance of daylilies and I think the very large flowered ones appear a bit awkward on their light, grassy foliage.

Among my favorite daylilies are many of the Siloam hybrids, bred by Pauline Henry in Siloam Springs, Arkansas. These are small flowered varieties, many with beautiful colored centers. The blooms are carried well above the leaves, and are in nice proportion to the foliage, giving the whole plant a pretty appearance. Henry registered her first daylily cultivars in 1963, and her last in 2000, the year she died, aged 92.



I particularly love 'Siloam Double Classic', above, a 3½-inch blossom on a 16 inch scape. It is fragrant and floriferous, and the light peachy color goes well with most other flowers. It is perfect for the front of a border.



Another very pretty, showy Pauline Henry introduction is 'Siloam Ethel Smith', pictured above. Small 3½-inch flowers sit on top of 20 inch scapes and make quite a statement with their raspberry eyes and yellow throats. 'Ethel Smith' also combines well with most other flowers.



There are some beautiful red daylilies, especially those that tend toward crimson, with its hint of purple, vs. scarlet, with a touch of orange. I particularly like 'Siloam Red Ruby', pictured lower left, with its 4 inch blooms on 18 inch scapes. This is a pretty plant with pink roses.

I have had mixed luck with reblooming daylilies. I find 'Stella D'Oro' too hard a color to combine with other flowers, and we don't grow it. The more color-friendly 'Happy Returns' has had pretty disappointing returns in my garden. One reblooming daylily that I am particularly partial towards is the diminutive 'Penny's Worth'. This tiny 10 inch plant, introduced in 1987, sports 1½-inch lemon yellow flowers in great profusion in late May and early June, with a few reblooms later on.



A final note about culture. One of drawbacks of daylilies is that their foliage begins to turn brown as they bloom, and looks pretty tattered by mid-summer. To avoid this, cut them back hard after they have bloomed and they will sprout a new crop of leaves that will look good for the rest of the growing season.



## LIAISON REPORT

### Kate Abrahams

District III President's Meeting via Zoom Friday June 18<sup>th</sup> **(Please note change to virtual!)** Design Program with Jane Smith. Introduction of new club presidents and Perennial Bloom Awards.

Flower Show School Course I Sept. 13 - 16. Richmond VA. Floral design and judging holly and hosta. For more info call Darlene Nelson at 804 472-9710 Course I must be taken before the other flower show courses unlike the other NGC schools

National Capital Area Garden Clubs District III Small Standard Flower Show Sat-Sun July 10-11 Freeman Store and Museum, 131 Church Street, NE, Vienna VA. Contact Anne Stuntz for more info at [stuntzag@aol.com](mailto:stuntzag@aol.com).

Dumbarton Oaks Gardens. Open to public Tuesday-Sunday 3-6 pm with timed entry ticket. Visit [www.doaks.org](http://www.doaks.org) to purchase tickets. 1703 32nd Street NW, Washington DC.

Tudor Place Historic House and Garden. Now open Noon to 4 pm on weekends with free timed entry ticket ordered online at [www.tudorplace.org](http://www.tudorplace.org). 1644 31st Street NW, Washington DC, (202) 965-0400, [info@tudorplace.org](mailto:info@tudorplace.org)

Merrifield Garden Center Online Classes:

Thursday. June 24 12 pm "Houseplants 101"

Tuesday June 29 12 pm "Planting for Pollinators"

Thursday July 8 12 pm "Caring for Tropicals"

Thursday July 15 12 pm "Drainage Solutions"

[www.merrifieldgardencenter.com](http://www.merrifieldgardencenter.com) 703 560-6222


## PHOTO GALLERY



**Jane Robinson:**  
Bearded Iris



**Mildred Grant:** Air plants



**Catherine Jamieson:** *Clematis*  
'Boulevard Fleuri' 2'tall



**Susan Scotti:**  
My Rhododendron



**Catherine Jamieson:**  
*Hydrangea macrophylla*  
'Let's Dance Starlight'



**Catherine Jamieson:** Hydrangea  
Vine Rose *Schizophragma*



## PHOTO GALLERY: June 2021 Luncheon




New members **Janis Gunel**  
and **Maryam Zolecki**






## PHOTO GALLERY: June 2021 Luncheon





## PHOTO GALLERY: Green Spring Gardens





## PHOTO GALLERY



**Jane Robinson:**  
Neighbor's clematis



**AnnMarie Fay:** Early Spring arrangement. This container is a treasure from Charlotte's moving sale! I just love it. Thank you Charlotte!



**AnnMarie Fay:**  
An evening in April in my garden



**Catherine Jamieson:**  
*Geranium 'Rozanne'*



**Kate Abrahams:** Photos of Ladew Topiary Garden, Monkton, Maryland



**AnnMarie Fay:** Mary and John Kudless and I spent a wonderful morning touring the Kips Bay Designer Show House in Palm Beach this April. These are a few photos of the gorgeous courtyard and garden designed for this popular fund raising event. We were overwhelmed with all of the beauty and creativity, inside and out of the home and wanted to share a small part of the beauty with you!

